


# Programming my remote control



## 《 How do I program the top buttons of my Fibre Argenteuil remote control to my television ?

- 1) Press and hold  for six (6) seconds (rapid flashing), then release.





The light of the button  will turn red.

- 2) Place the Fibre Argenteuil remote control and the original of your television face to face, approximately at two (2) centimeters distance between them.



Buttons available for programming:



- 3) Press the button to be programmed (e.g. the mute button) on your Fibre Argenteuil remote. The red light of the button  will blink slowly.
- 4) Press the corresponding button on your TV remote control.
- 5) The red light of the button  will blink three (3) times rapidly, then turn red again, indicating that the programming has been saved.
- 6) Repeat the procedure, from point 3, for all the buttons you wish to be programmed on the Fibre Argenteuil remote control.
- 7) Press the OK button on the Fibre Argenteuil remote when you have finished programming.

